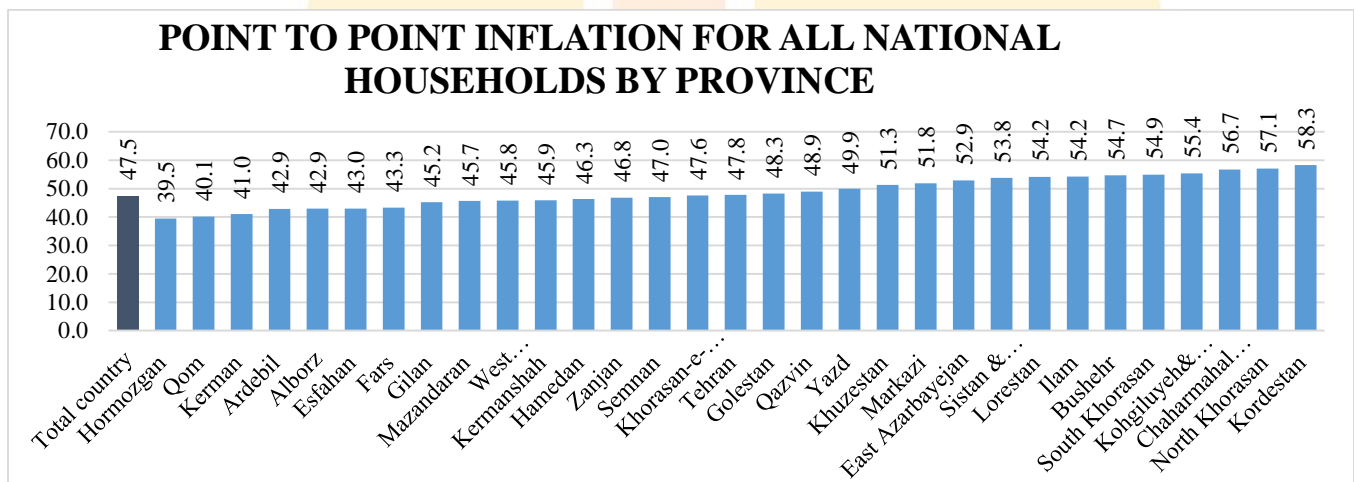


CPI by Provinces in the Month of Esfand of the Year 1397¹

All Households

In the month of Esfand² of the year 1397, the nation's households general index (1395=100) stood at 164.3 which increased by 3.9 percent compared with the previous month. In this month, the province of Qazvin saw the highest monthly inflation rate of the national households with a 5.4 percent increase and the lowest monthly inflation rate went to East Azarbayejan province with a 3.0 percent rise. Percentage change of general index for the national households was 47.5 percent in contrast to the corresponding month of the previous year (point to point inflation).

The highest point to point inflation rate was for Kordestan province with 58.3 percent and the lowest one was for Hormozgan province with 39.5 percent. That is to say that the households residing in Kordestan province spent, on average, 10.8 percent more than the nation's total mean, and the households living in Hormozgan province spent, on average, 8.0 percent less than the nation's total mean compared with the month of Esfand of the year 1396 for purchasing the "same range of goods and services". The twelve-month inflation rate ending the month of Esfand of the year 1397 for the national households stood at 26.9 percent. The highest twelve-month inflation rate went to Ilam province with 31.7 percent and the lowest one was for Kerman province with 21.6 percent. The twelve-month inflation rate gap of provinces in the month of Esfand was 10.1 percent indicating a 1.0 percentage point rise over the previous month.



¹- It is the Iranian year which usually begins on the day of 21 March of the Gregorian calendar. To find the corresponding year of the Gregorian calendar, add 621 or 622 (depending on the time of the year) to a [solar Hijri](#) year. For example the corresponding year of the year 1397 in the Gregorian calendar is (21 March 2018-20 March 2019).

²- **Iranian months and their equivalent in Gregorian calendar**

Farvardin (21 March-20 April)

Ordibehesht (21 April-21 May)

Khordad (22 May-21 June)

Tir (22 June-22 July)

Mordad (23 July-22 August)

Shahrivar (23 August-22 September)

Mehr (23 September-22 October)

Aban (23 October-21 November)

Azar (22 November-21 December)

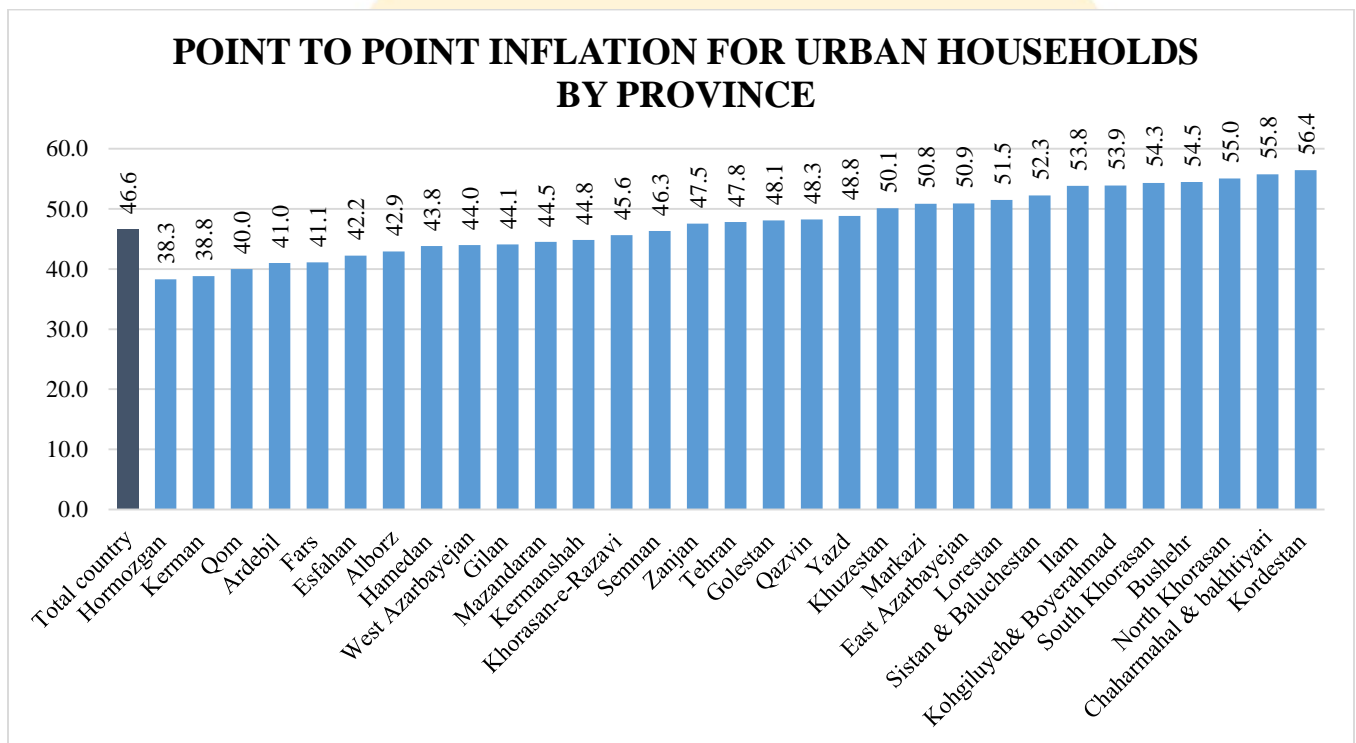
Dey (22 December-20 January)

Bahman (21 January-19 February)

Esfand (20 February-20 March)

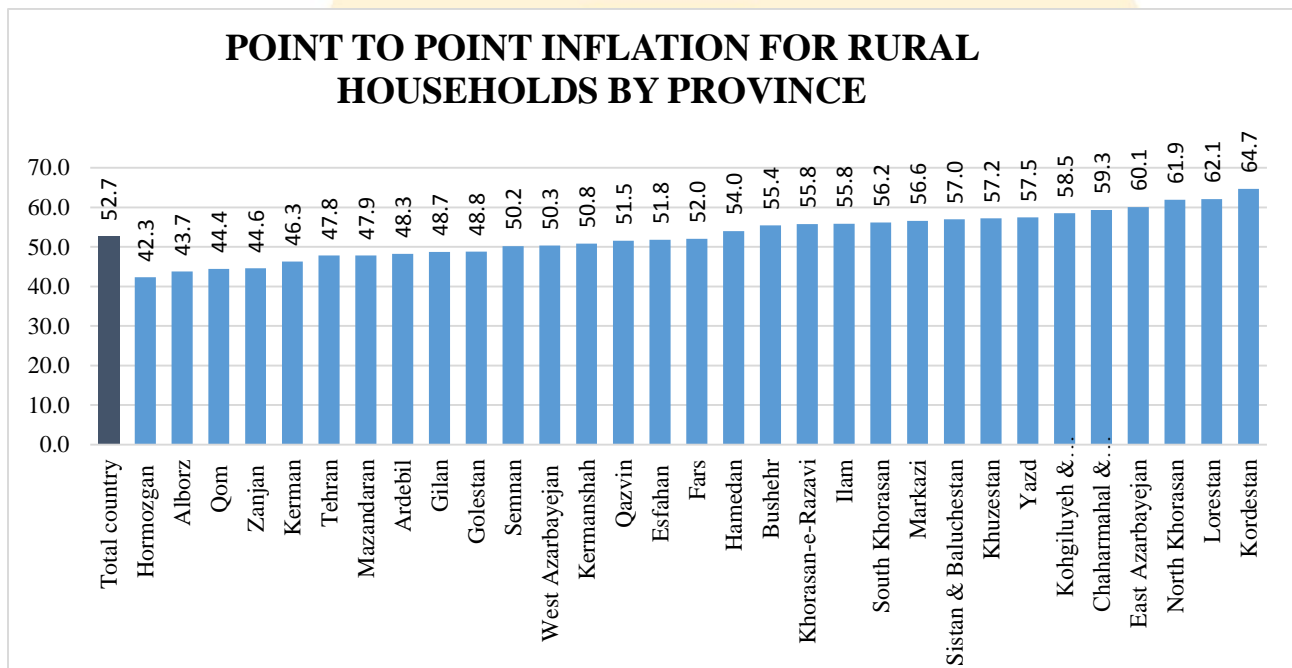
Urban Households

Urban households' general index (1395=100) reached 163.3 in the month of Esfand of the year 1397 indicating a 3.8 percent rise compared with the previous month. In this month, the highest monthly inflation rate of the urban households went to Qazvin province with a 5.5 percent increase and the lowest monthly inflation rate was for East Azarbayejan province with a 2.4 percent increase. The percentage change of general index for urban households was 46.6 percent in contrast to the corresponding month of the previous year (point to point inflation). The highest point to point inflation rate was for Kordestan province with 56.4 percent and the lowest one went to Hormozgan province with 38.3 percent. That is to say that the urban households residing in Kordestan province spent, on average, 9.8 percent more than the nation's total mean, and the urban households living in Hormozgan province spent, on average, 8.3 percent less than the nation's total mean compared with the month of Esfand of the year 1396 for purchasing the "same range of goods and services". The twelve month inflation rate ending the month of Esfand of the year 1397 for urban households stood at 26.6 percent. The highest twelve month inflation rate went to Ilam province with 32.0 percent, and the lowest one was for Kerman province with 22.0 percent. The twelve-month inflation rate gap of provinces in the month of Esfand was 10.0 percent indicating a 1.1 percentage point rise compared to the previous month.



Rural Households

Rural household general index (1395=100) stood at 170.3 in the month of Esfand of the year 1397 indicating a 4.5 percent increase compared with the previous month. In this month, the highest monthly inflation rate of the rural households went to Kordestan province with a 6.4 percent increase and the lowest monthly inflation rate was for Sistan & Baluchestan province with a 3.3 percent increase. The percentage change of general index for the rural households was 52.7 percent in contrast to the corresponding month of the previous year (point to point inflation). The highest point to point inflation rate of rural households was for Kordestan province with 64.7 percent and the lowest one went to Hormozgan province with 42.3 percent. That is to say that the rural households residing in Kordestan province spent, on average, 12.0 percent more than the nation's total mean, and the rural households living in Hormozgan province spent, on average, 10.4 percent less than the nation's total mean over the month of Esfand of the year 1396 for purchasing the **“same range of goods and services”**. The twelve month inflation rate ending the month of Esfand of the year 1397 for rural households reached 28.1 percent. The highest twelve month inflation rate went to Lorestan province with 34.0 percent, and the lowest one was for Kerman province with 20.9 percent. The twelve-month inflation rate gap of provinces in the month of Esfand was 13.1 percent indicating a 0.9 percentage point rise from the previous month.





General Price Index for Goods and Services consumed by National Households, and Percentage Changes in Index by Province, Month: Esfand, Year: 1397 Base Year 1395=

Province	General index				Food, beverages and tobacco					Non-foods items and services				
	General index	Monthly inflation	Point to point inflation	Twelve month inflation rate	Weight	Index	Monthly inflation	Point to point inflation	Twelve month inflation rate	Weight	Index	Monthly inflation	Point to point inflation	Twelve month inflation rate
Total country	164.3	3.9	47.5	26.9	27.24	201.9	6.4	74.4	38.2	72.76	150.3	2.7	36.9	22.4
Markazi	166.9	5.2	51.8	27.6	31.85	206.2	8.2	77.9	38.2	68.15	148.6	3.4	38.6	22.2
Gilan	158.6	4.1	45.2	24.2	25.01	193.4	5.6	71.7	35.5	74.99	146.9	3.4	36.0	20.3
Mazandaran	161.0	4.6	45.7	24.7	29.17	191.0	5.5	67.2	33.4	70.83	148.6	4.2	36.4	20.9
East Azarbayejan	171.3	3.0	52.9	28.6	30.00	201.6	7.1	73.5	38.3	70.00	158.3	0.8	43.6	24.2
West Azarbayejan	164.6	3.5	45.8	26.4	33.06	201.5	5.8	69.0	37.9	66.94	146.4	2.0	33.3	20.4
Kermanshah	169.5	4.3	45.9	27.8	31.62	206.8	6.8	73.4	39.4	68.38	152.3	2.7	32.7	22.3
Khuzestan	168.0	4.6	51.3	28.1	33.32	204.0	5.8	75.9	40.9	66.68	150.0	3.8	38.1	21.4
Fars	157.3	4.2	43.3	24.4	27.45	198.5	6.4	73.8	38.5	72.55	141.8	3.1	31.1	18.8
Kerman	156.2	3.7	41.0	21.6	33.88	189.4	6.7	65.2	34.2	66.12	139.2	1.7	28.0	15.0
Khorasan-e-Razavi	163.1	3.8	47.6	25.4	33.45	206.5	6.7	79.8	40.6	66.55	141.3	1.8	30.4	17.3
Esfahan	157.2	3.2	43.0	23.7	24.18	205.7	6.1	77.5	39.3	75.82	141.7	1.9	31.2	18.5
Sistan & Baluchestan	166.5	4.1	53.8	29.3	43.20	193.0	5.3	74.9	39.6	56.80	146.4	2.9	37.1	21.1
Kordestan	175.1	5.0	58.3	31.6	37.16	203.9	6.9	76.0	40.3	62.84	158.0	3.7	47.0	26.3
Hamedan	168.0	4.3	46.3	28.7	31.70	199.7	6.1	70.8	38.6	68.30	153.2	3.3	34.6	23.9
Chaharmahal & Bakhtiyari	180.1	4.5	56.7	31.5	37.03	220.4	6.9	84.8	44.2	62.97	156.3	2.5	39.2	23.7
Lorestan	176.9	3.9	54.2	31.6	34.63	208.1	7.3	75.4	39.5	65.37	160.3	1.7	42.3	27.3
Ilam	177.6	4.3	54.2	31.7	35.32	203.9	5.6	70.0	39.6	64.68	163.2	3.4	45.0	27.2
Kohgiluyeh & Boyerahmad	168.6	4.3	55.4	28.9	35.99	195.0	5.4	74.5	35.4	64.01	153.8	3.5	44.1	25.0
Bushehr	169.0	5.3	54.7	27.4	31.53	217.3	7.5	90.6	44.0	68.47	146.8	3.9	37.1	19.3
Zanjan	160.0	3.5	46.8	25.3	32.96	182.2	5.0	58.9	32.1	67.04	149.0	2.6	40.4	21.8
Semnan	161.9	4.4	47.0	25.2	31.81	193.5	6.6	69.4	33.5	68.19	147.2	3.2	36.0	21.1
Yazd	165.2	4.9	49.9	24.8	31.90	212.0	8.3	84.0	40.5	68.10	143.2	2.7	32.9	17.1
Hormozgan	154.6	3.2	39.5	22.7	28.90	201.3	5.5	75.7	40.9	71.10	135.6	1.8	24.1	15.0
Tehran	165.8	3.5	47.8	28.8	19.05	204.4	6.4	74.8	37.3	80.95	156.7	2.7	41.1	26.7
Ardebil	159.8	4.2	42.9	23.7	37.05	194.3	6.8	68.4	35.9	62.95	139.6	2.2	27.1	16.2
Qom	155.7	3.8	40.1	22.4	26.44	197.2	5.4	70.3	36.9	73.56	140.8	3.0	28.6	16.9
Qazvin	164.5	5.4	48.9	25.6	34.27	191.8	6.4	67.8	34.0	65.73	150.2	4.8	38.5	21.0
Golestan	168.8	4.4	48.3	27.2	30.21	206.9	5.5	76.4	38.9	69.79	152.3	3.8	35.6	21.9
North Khorasan	176.5	4.2	57.1	30.5	34.31	200.0	5.5	72.8	38.5	65.69	164.3	3.4	48.5	26.2
South Khorasan	174.4	5.0	54.9	29.9	36.90	199.2	6.5	72.4	36.9	63.10	159.8	3.9	44.2	25.6
Alborz	157.6	4.8	42.9	23.5	23.78	199.1	7.6	73.3	36.8	76.22	144.7	3.6	32.9	19.1



General Price Index for Goods and Services consumed by Urban Households, and Percentage Changes in Index by Province, Month: Esfand ,Year: 1397 Base Year: 1395=100

Province	General index				Food, beverages and tobacco					Non-foods items and services				
	General index	Monthly inflation	Point to point inflation	Twelve month inflation rate	Weight	Index	Monthly inflation	Point to point inflation	Twelve month inflation rate	Weight	Index	Monthly inflation	Point to point inflation	Twelve month inflation rate
Total country	163.3	3.8	46.6	26.6	25.03	202.7	6.3	74.9	38.4	74.97	150.1	2.7	36.6	22.5
Markazi	165.7	5.2	50.8	27.0	29.68	207.0	8.6	79.1	37.9	70.32	148.3	3.4	38.0	22.0
Gilan	157.8	4.0	44.1	24.2	22.06	197.4	5.9	73.3	37.6	77.94	146.5	3.3	35.4	20.3
Mazandaran	159.3	4.3	44.5	24.2	27.28	189.3	4.8	66.2	33.1	72.72	148.1	4.1	36.0	20.7
East Azarbayejan	169.3	2.4	50.9	27.9	27.20	203.3	7.1	74.9	38.9	72.80	156.6	0.2	41.5	23.7
West Azarbayejan	161.1	3.4	44.0	25.4	29.87	196.0	5.6	68.4	36.7	70.13	146.2	2.1	33.0	20.3
Kermanshah	168.1	4.4	44.8	27.5	29.49	205.5	7.4	72.9	39.1	70.51	152.5	2.8	32.7	22.5
Khuzestan	166.6	4.6	50.1	27.6	31.00	204.0	5.8	75.6	41.3	69.00	149.7	3.9	37.9	21.2
Fars	155.0	4.0	41.1	23.6	24.54	197.2	5.8	72.5	38.3	75.46	141.2	3.3	30.4	18.6
Kerman	154.5	3.7	38.8	22.0	30.59	193.6	6.9	66.5	35.3	69.41	137.3	1.8	25.8	15.8
Khorasan-e-Razavi	159.7	3.6	45.6	24.5	30.86	205.9	6.4	80.4	41.0	69.14	139.1	1.8	29.2	16.8
Esfahan	156.4	3.0	42.2	23.5	23.50	205.3	5.9	77.6	39.3	76.50	141.3	1.8	30.6	18.4
Sistan & Baluchestan	166.8	4.5	52.3	28.8	37.28	200.9	5.7	76.7	41.9	62.72	146.5	3.5	36.8	20.6
Kordestan	173.0	4.6	56.4	31.0	34.99	203.8	6.4	75.3	40.0	65.01	156.5	3.4	45.5	26.0
Hamedan	166.8	3.9	43.8	28.3	27.99	202.2	5.0	70.6	39.3	72.01	153.0	3.4	33.1	23.9
Chaharmahal & Bakhtiyari	178.5	4.7	55.8	30.7	34.96	217.5	7.3	84.1	42.5	65.04	157.5	2.8	39.8	24.0
Lorestan	175.3	3.3	51.5	30.8	32.32	209.3	6.6	74.4	39.7	67.68	159.1	1.4	39.9	26.4
Ilam	178.2	4.4	53.8	32.0	33.01	206.7	5.7	70.0	40.7	66.99	164.2	3.6	45.2	27.6
Kohgiluyeh & Boyer-Ahmad	167.6	4.5	53.9	28.5	32.46	197.4	6.0	75.2	35.7	67.54	153.3	3.5	43.1	24.9
Bushehr	169.3	5.3	54.5	27.6	29.95	222.6	7.7	95.3	46.5	70.05	146.4	3.7	36.0	19.1
Zanjan	160.3	3.3	47.5	25.6	29.97	183.2	4.3	60.6	32.9	70.03	150.4	2.8	41.5	22.3
Semnan	161.3	4.3	46.3	25.2	30.33	196.4	6.5	71.6	34.8	69.67	146.1	3.0	34.7	20.7
Yazd	164.0	4.8	48.8	24.3	32.04	212.4	8.2	84.5	40.9	67.96	141.1	2.6	30.9	16.1
Hormozgan	152.0	3.0	38.3	22.0	24.30	207.2	5.8	80.9	43.1	75.70	134.3	1.7	23.8	14.8
Tehran	165.8	3.5	47.8	28.8	18.84	204.8	6.5	75.0	37.3	81.16	156.8	2.7	41.1	26.7
Ardebil	157.7	3.8	41.0	23.0	34.35	195.1	6.6	68.7	36.4	65.65	138.1	1.9	25.8	15.7
Qom	155.6	3.8	40.0	22.3	26.11	197.6	5.3	70.5	37.1	73.89	140.8	3.0	28.6	16.8
Qazvin	163.9	5.5	48.3	25.5	31.80	192.2	6.1	67.5	34.4	68.20	150.7	5.2	38.8	21.1
Golestan	168.1	4.8	48.1	26.9	27.05	209.3	6.1	80.1	39.4	72.95	152.8	4.1	35.8	22.1
North Khorasan	173.7	4.1	55.0	29.4	30.53	199.0	5.4	74.1	38.1	69.47	162.6	3.4	46.4	25.4
South Khorasan	173.6	5.2	54.3	29.5	34.71	200.3	7.3	72.7	36.5	65.29	159.3	3.9	44.1	25.5
Alborz	157.6	4.8	42.9	23.5	23.44	199.4	7.7	73.6	36.9	76.56	144.7	3.6	33.0	19.2



General Price Index for Goods and Services consumed by Rural Households , and Percentage Changes index by Province Month: Esfand, Year: 1397 Base Year:1395=100

Province	General index				Food, beverages and tobacco					Non-foods items and services				
	General index	Monthly inflation	Point to point inflation	Twelve month inflation rate	Weight	Index	Monthly Inflation	Point to point inflation	Twelve month inflation rate	Weight	Index	Monthly inflation	Point to point inflation	Twelve month inflation rate
Total country	170.3	4.5	52.7	28.1	39.62	198.9	6.5	72.5	37.3	60.38	151.5	2.9	38.9	21.8
Markazi	172.9	5.1	56.6	30.4	42.30	203.7	6.9	74.2	39.1	57.70	150.3	3.3	42.3	23.5
Gilan	161.0	4.2	48.7	24.1	33.87	185.6	4.9	68.4	31.3	66.13	148.4	3.8	38.4	20.3
Mazandaran	164.1	5.2	47.9	25.6	32.77	193.7	6.7	68.8	33.9	67.23	149.7	4.4	37.1	21.3
East Azarbayejan	178.4	5.0	60.1	30.8	39.80	197.7	7.3	70.3	37.1	60.20	165.7	3.3	52.8	26.5
West Azarbayejan	174.2	4.0	50.3	29.1	41.77	212.1	6.3	70.1	40.0	58.23	147.1	1.8	34.2	20.6
Kermanshah	176.1	3.8	50.8	29.2	41.41	210.9	5.0	75.1	40.3	58.59	151.4	2.6	32.7	21.0
Khuzestan	175.6	4.2	57.2	30.6	45.60	204.0	5.6	77.0	39.3	54.40	151.9	2.7	39.7	22.8
Fars	167.0	4.9	52.0	27.6	39.33	201.7	8.0	77.2	38.9	60.67	144.5	2.3	34.7	19.8
Kerman	160.3	3.7	46.3	20.9	41.71	182.1	6.3	62.8	32.2	58.29	144.7	1.4	34.1	12.8
Khorasan-e-Razavi	178.0	4.9	55.8	29.0	44.72	208.2	7.6	78.3	39.6	55.28	153.6	2.0	36.8	20.2
Esfahan	166.6	4.4	51.8	26.4	31.92	209.1	7.6	77.4	38.8	68.08	146.7	2.4	38.4	20.2
Sistan & Baluchestan	165.9	3.3	57.0	30.2	55.40	182.0	4.6	72.2	36.2	44.60	146.0	1.3	38.0	22.6
Kordestan	182.0	6.4	64.7	33.6	44.55	204.4	8.2	78.0	41.1	55.45	164.0	4.7	53.2	27.4
Hamedan	171.4	5.5	54.0	29.8	42.56	195.0	8.4	71.3	37.3	57.44	154.0	3.0	40.7	24.2
Chaharmahal&Bakhtiari	184.4	3.9	59.3	33.8	42.84	227.1	6.0	86.3	47.9	57.16	152.5	1.5	37.1	22.6
Lorestan	181.3	5.4	62.1	34.0	41.26	205.6	8.9	77.7	39.0	58.74	164.3	2.5	50.5	30.2
Ilam	175.0	3.9	55.8	30.3	44.98	195.1	5.5	69.9	36.1	55.02	158.6	2.4	43.8	25.3
Kohgiluyeh &Boyerahmad	170.7	3.8	58.5	29.7	43.38	191.3	4.3	73.3	35.1	56.62	155.0	3.4	46.7	25.4
Bushehr	168.2	5.5	55.4	26.6	37.71	201.0	6.8	75.9	36.2	62.29	148.4	4.4	41.9	20.2
Zanjan	159.0	4.1	44.6	24.5	42.65	179.9	6.5	55.2	30.4	57.35	143.5	2.0	35.9	19.9
Semnan	164.8	5.2	50.2	25.2	38.74	183.0	7.0	61.2	28.6	61.26	153.3	3.9	42.8	22.9
Yazd	173.9	5.7	57.5	28.4	30.92	209.4	9.1	79.9	37.5	69.08	158.0	3.8	46.6	24.0
Hormozgan	160.5	3.5	42.3	24.4	39.64	192.8	5.0	68.3	37.7	60.36	139.3	2.2	24.7	15.5
Tehran	166.3	3.3	47.8	28.6	26.74	195.0	4.8	68.4	36.7	73.26	155.8	2.6	40.0	25.6
Ardebil	165.8	5.2	48.3	25.5	44.68	192.4	7.4	67.9	34.7	55.32	144.3	2.9	31.7	17.9
Qom	158.8	4.4	44.4	23.7	38.45	187.0	7.5	65.3	30.9	61.55	141.3	2.0	30.8	18.9
Qazvin	166.7	5.1	51.5	26.0	44.04	190.6	7.3	68.9	33.0	55.96	147.9	3.0	37.2	20.3
Golestan	170.4	3.7	48.8	27.8	36.83	203.3	4.6	70.9	38.0	63.17	151.2	3.0	35.1	21.4
North Khorasan	183.1	4.4	61.9	33.2	43.15	201.6	5.6	70.8	39.3	56.85	169.0	3.3	54.6	28.4
South Khorasan	176.4	4.4	56.2	31.0	42.47	197.0	5.0	71.9	38.0	57.53	161.2	3.9	44.3	25.7
Alborz	159.1	4.2	43.7	23.6	29.93	195.2	6.6	68.4	35.7	70.07	143.7	2.9	32.5	18.1



Statistical Centre of Iran

Contact information:

For more information on current month's CPI, information on CPI time series for national households:

Information on CPI time series for national expenditure deciles: please visit www.amar.org.ir

Address:

Statistical Centre of Iran, No. 1, Dr Fatemi Ave, Corner of Raei Moayeri Street, Postal code: 1414663111

Telfax: +98 2188958189

Email: int@sci.org.ir



Statistical Centre of Iran